



AM



DM



YM



A&D



FM

P/N: ALS-S-G07-450WCT3B1-abcdef

Note:

The letter "a" can be 2 letters represent lamp colors;

The letter "b" can be "P" or blank to represent Photocell or None Photocell;

The letter "c" can be "S" or blank to represent Surge protector or None Surge protector;

The letter "d" can be "M" or None, represent Motion sensor or None Motion sensor.

The letter "e" can be "AM", "DM", "YM", "FM", "A&D" represent bracket type.

The letter "f" can be any two-digit number to represent CCT.

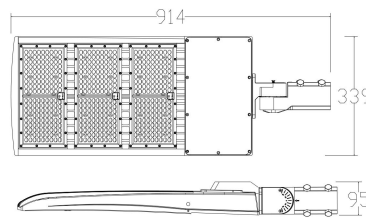
**DIMENSIONS**

**ADVANTAGE**

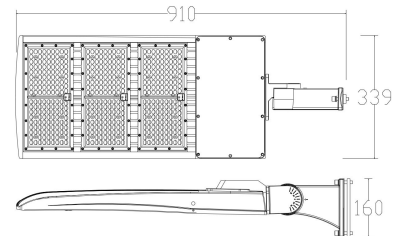
- UL DLC certificate.
- Seoul Chip, high CRI
- Mean Well IP65 driver, input voltage 100-277VAC.
- Output constant current lever can be adjusted through output cable with 1-10V.
- No UV or IR in the beam
- Easy to install and operate
- Energy saving, Long lifespan
- Light is soft and uniform, Safe to eyes
- Instant start, no flickering, no humming
- Green and eco-friendly without mercury.

**APPLICATION**

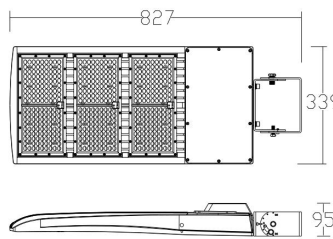
- Outdoor basketball court, tennis court.
  - Badminton court, the football field.
  - The school playground, stadium.
- Community leisure entertainment plaza, road lamp etc.



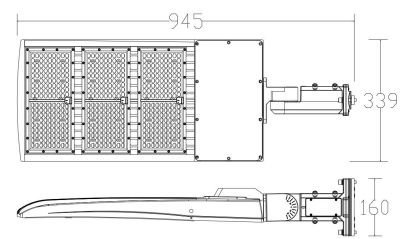
AM



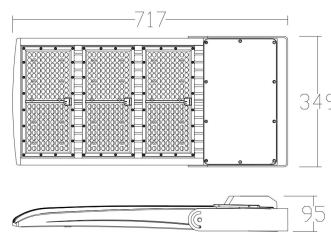
DM



YM



A&D



FM

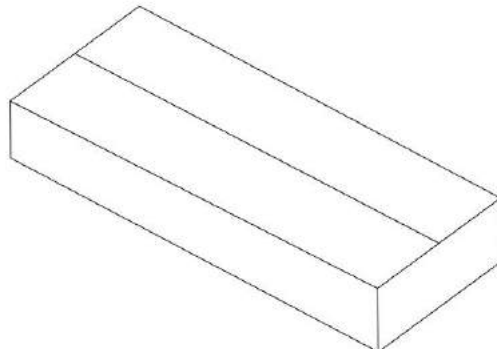
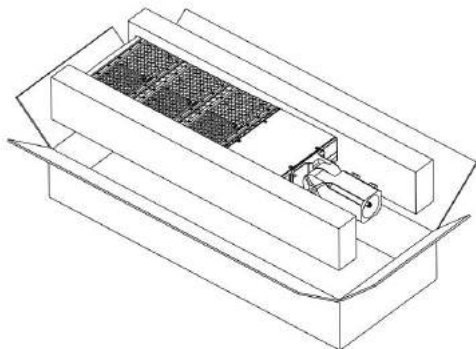
# LED SHOEBOX LIGHT

## SPECIFICATIONS

<b>OPTICAL</b>	Input Power	450W
	Lumen	54000-60750LM
	Lumen Efficacy	120-135LM/W
	Color Temperature	4000K, 4500K, 5000K, 5700K
	CRI	>70
	Viewing Angle	150*85 Degree (Type III)
<b>ELECTRICAL</b>	Input Voltage	100-277Vac 50/60Hz
	PF	≥0.9
	THD	≤20%
	Driver Model	Mean Well HLG-240H-48B*2PCS
	Optional Accessory	Photocell Surge protector Motion sensor
<b>MATERIALS</b>	LED Brand	SEOUL
	LED Type	SMD3030
	LED QTY	462 PCS
	Housing	Aluminum
	Housing Color	Black / Brown/white/Customized
	Waterproof Rating	WET (IP65)
<b>OTHERS</b>	Operating Temperature	-40℃ TO 45℃
	Operating Humidity	10%-90% RH
	Storage Temperature	-40℃ TO 80℃
	Storage Humidity	10%-95% RH
	Warranty Time	5 Years

## Package

Mounting	Lamps Net Weight	Size	Qty/Carton	Gross Weight/ Carton
AM	11.5 KG	970 x 390 x 180mm	1	12.7KG
DM	12.0KG	970 x 390 x 180mm	1	13.2KG
YM	11.2KG	970 x 390 x 180mm	1	12.4KG
A&D	12.3KG	970 x 390 x 180mm	1	12.5KG
FM	12.5KG	840 x 390 x 180mm	1	12.7KG



# LED SHOEBOX LIGHT

## LIGHT DISTRIBUTION TESTING PARAMETERS

### Luminaire Property

Luminaire Manufacturer:  
Voltage: 120.1 V  
Power: 446.39 W

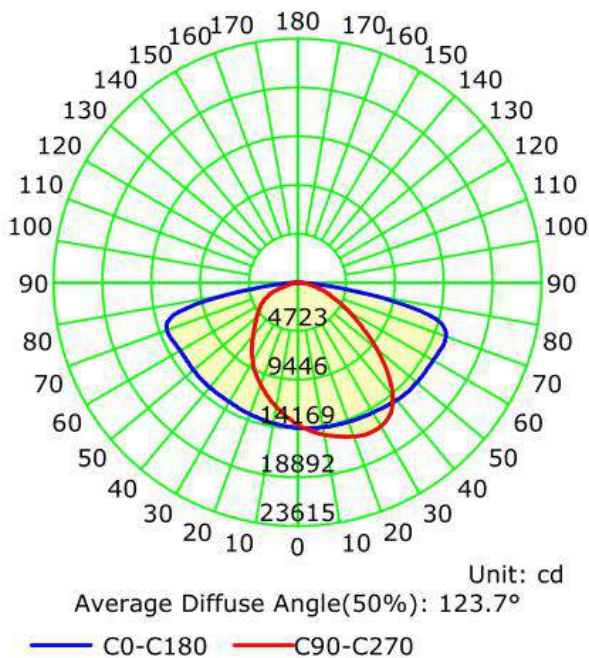
Current: 3.739 A  
Power Factor: 0.994

### Photometric Results


IES Classification: Type III  
Total Rated Lamp Lumens: 54263.0 lm  
Efficiency: 100%  
Upward Ratio: 1%  
Central Intensity: 14084.86 cd  
Pos of Max. Intensity: H15 V72

Longitudinal Classification: Medium  
Measurement Flux: 54263 lm  
Downward Ratio: 99%  
Luminaire Efficacy Rating (LER): 121.61  
Max. Intensity: 18892.35 cd

Luminous Intensity Distribution Curve



The Average Illuminance Effective Figure



### Notice For User

- ◆ Please turn off power before install or change assembly parts.
- ◆ The input voltage and lamps should be matched, after connecting the power line, Please make sure the wiring section is insulated.
- ◆ No-professionals, must not install and disassemble the lamps.

### Trouble Shootings

Troubles	Check points
Flickering of the light	Turn off the power and turn on again in 3 minutes. If same phenomena occur, then call agencies
Out of working	Please check the connection