



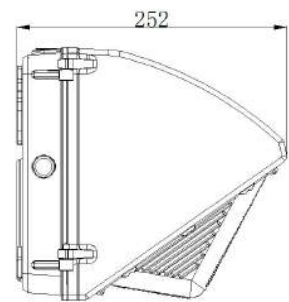
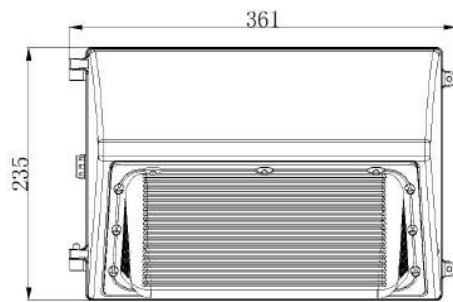
NAME: LED Semi-Cutoff Wall Pack

P/N: ALS-SWP01-80AA1-abc

Where "a" can be "S" or blank to represent Surge-Protective Device or None Surge-Protective Device,
Where "b" can be "P" or blank to represent Photo controller or None Photo controller,
Where "c" can be any two-digit number to represent CCT.

Advantage:

- UL DLC certificate;
- IP65 Internal driver,
Input voltage 100-277VAC;
- No UV or IR in the beam;
- Easy to install and operate;
- Energy saving, long lifespan;
- Light is soft and uniform, safe to eyes;
- Instant start, NO flickering, NO humming;
- Green and eco-friendly without mercury.



Application:

- ◆ Entrance lighting, courtyard lighting;
- ◆ Industrial lighting, outdoor landscape lighting;
- ◆ Building, hotel exterior;
- ◆ Wall lighting area and so on.

TECHNICAL DATA SHEET

Product Specifications

Product name	LED Semi-Cutoff Wall Pack
Part No	ALS-SWP01-80AA1-abc
Dimension	361*235*252mm

Technical Characteristic

Color temperature	4000K	4500K	5000K	5700K
CRI	>80			
Lumen	9100-10200LM			
Lumen Efficacy	116-126LM/W			
Input Power	80W			
Viewing Angle	110 Degree			
Input Voltage	100-277VAC		50/60Hz	
Driver model	Mean Well			
PF	>0.9			
Waterproof Rating	IP65			

Materials

LED Type	2835, 0.5W
LED QTY	270 PCS
Housing	Aluminum(ADC12) +PC
Housing color	Brown
Optional Accessory	Photocell / Surge protector

Others

Operating Temperature	-20℃ TO 45℃
Operating Humidity	20%-90% RH
Storage Temperature	-30℃ TO 80℃
Storage Humidity	10%-95%
Application	Outdoor / Indoor
Safety Certification	UL DLC
Warranty Time	5 Years

TECHNICAL DATA SHEET

Light Distribution Testing Parameters

Luminaire Property

Luminaire Manufacturer:
Voltage: 120 V
Power: 81.72 W

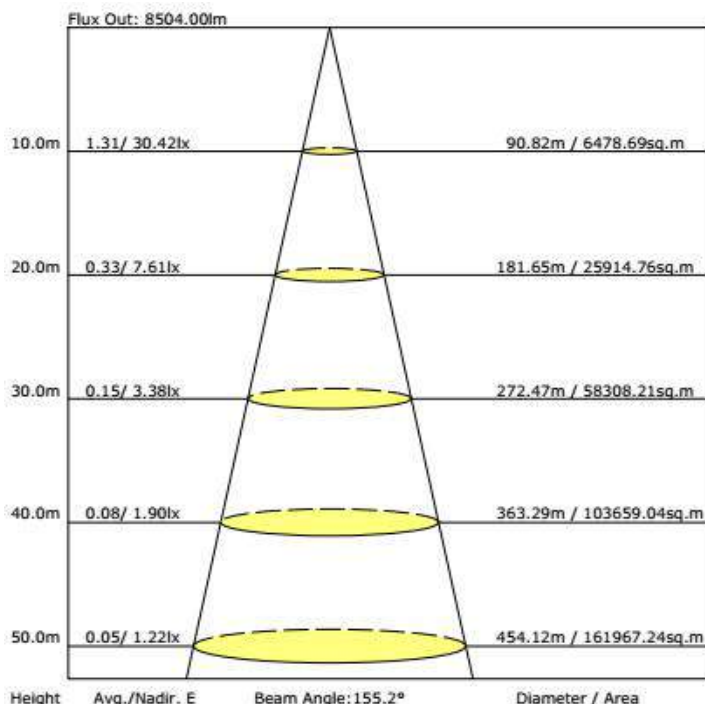
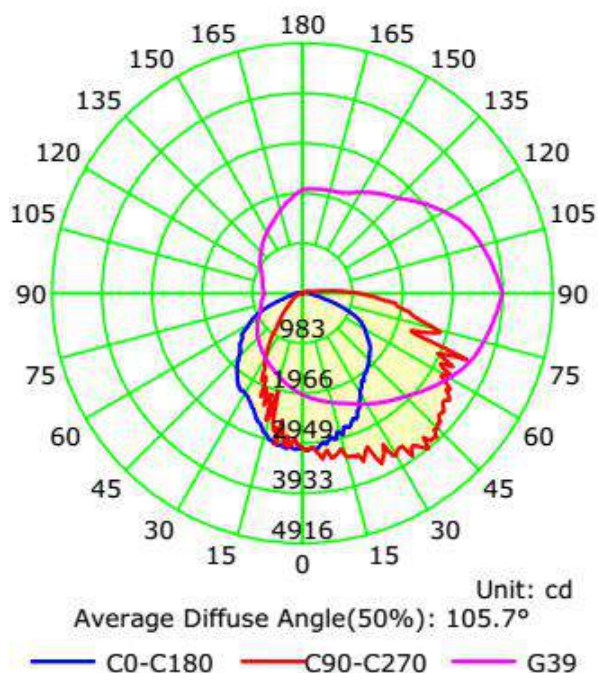
Current: 0.683 A
Power Factor: 0.997

Photometric Results

IES Classification: Type IV
Total Rated Lamp Lumens: 9665.7 lm
Efficiency: 100%
Upward Ratio: 4%
Central Intensity: 3042.36 cd
Pos of Max. Intensity: H90 V39

Longitudinal Classification: Very Short
Measurement Flux: 9665.7 lm
Downward Ratio: 96%
Luminaire Efficacy Rating (LER): 118.28
Max. Intensity: 3933.11 cd

Luminous Intensity Distribution Curve

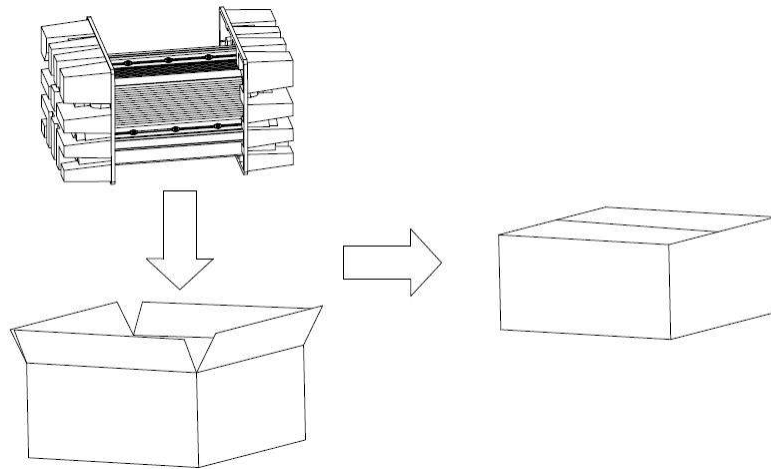


TECHNICAL DATA SHEET

Package

Lamps Net Weight: 3.62kg / pc

	Size	Qty/ Carton	Weight/ Carton
Cardboard	400*300*320mm	1	4.8 KG



Notice For User

- ◆ Please turn off power before install or change assembly parts.
- ◆ The input voltage and lamps should be matched, after connecting the power line, Please make sure the wiring section is insulated.
- ◆ No-professionals, must not install and disassemble the lamps.

Trouble Shootings

Troubles	Check points
Flickering of the light	Turn off the power and turn on again in 3 minutes. If same phenomena occur, then call agencies
Out of working	Please check the connection